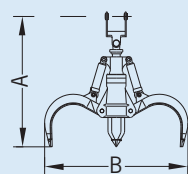


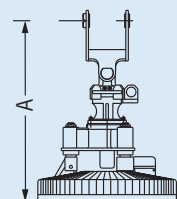
## Work attachments

### Cactus grab



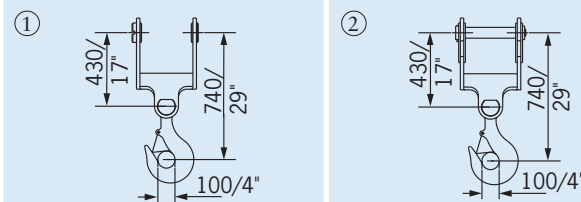
Capacity ..... 0.4/0.6 m<sup>3</sup> (0.5/0.78 yd<sup>3</sup>)  
 A ..... 2020/2050 mm (79.5/80.7")  
 B ..... 2030/2360 mm (79.9/92.9")  
 Weight:  
 open ..... 1250/1360 kg (2755/3000 lbs)  
 semi-open ..... 1340/1490 kg (2960/3290 lbs)  
 closed ..... 1370/1540 kg (3020/3400 lbs)  
 Grabs with quick-mount suspension: total weight increased by 40 kg (88.2 lbs).

### Magnet hydraulically slewable



Diameter Ø ..... 950/1150 mm (37/45")  
 Dimension A ..... 1480/1470 mm (58.3/57.9")  
 Weight ..... 1160/1510 kg (2560/3330 lbs)  
 Magnets with quick-mount suspension: total weight increased by 40 kg (88.2 lbs).

### Load hook



① **Rigid or slewable suspension**  
 Permissible lifting capacity ..... 10 t (22,000 lbs)  
 Weight ..... 100 kg (220 lbs)  
 ② **Rigid or slewable quick-mount suspension**  
 Permissible lifting capacity ..... 10 t (22,000 lbs)  
 Weight ..... 150 kg (330 lbs)



# Loading machine MHL 320



The FUCHS-TEREX machine designed for use at recycling plants & scrap yards

- Triple cooling system with lateral air intake
- Reversible fan (Option)
- Two options for undercarriage
- Powerful engine
- Engine output 84 kW
- Operating weight 19 t (41,900 lbs)
- Grab capacities 0.4 – 0.6 m<sup>3</sup> (0.52 – 0.78 cu.yd.)



FUCHS-BAGGER GMBH & CO. KG • INDUSTRIESTR.3 • D-76669 BAD SCHÖNBORN • GERMANY  
 PHONE: ++49 (0) 72 53/ 84-0 • FAX: ++49 (0) 72 53/ 8 41 11 • WWW.FUCHS-BAGGER.COM • INFO@FUCHS-BAGGER.COM

MHL 320 valid from machine no. 267.06.2002/GB/US (2) Printed in Germany  
 Subject to change without notice. The data contained in this brochure may differ from the equipment supplied as standard.

**Diesel engine**

Manufacturer & type ..... Deutz-BF4M 2012 C  
 Design ..... 4-cylinder, turbocharged, after cooled.  
 Engine output ..... 84 kW  
 Nominal speed ..... 2,000 rpm  
 Displacement ..... 4 l  
 Cooling system ..... liquid  
 Emission standards ..... COM 1 & EPA 1  
 Fuel tank capacity..... 300 l

**Electrical system**

Operating voltage ..... 24 V  
 Batteries ..... 2 x 12 V / 100 Ah/760 A (to EN)  
 Lighting ..... 2 uppercarriage-mounted headlamps, 1 dipperstick-mounted working floodlight.  
 Option ..... 9 kW magnet system

**Travel drive**

Hydrostatic transmission through variable displacement motor with directly mounted travel brake valve.  
 Transmission ..... 2-speed transmission  
 Travel speeds:  
 Road ..... 0 – 20.0 km/h (12.4 mph)  
 Off-road ..... 0 – 5.0 km/h (3.1 mph)  
 Max. gradeability ..... 55%  
 Turning radius ..... 7.0 m (23')

**Undercarriage**

Front axle ..... Planetary axle with integrated drum brake, rigidly mounted. Max. steering angle 30°.  
 Rear axle ..... Planetary axle with integrated drum brake, oscillating, with oscillating axle lock to be engaged if required.  
 Max. axle loads ..... 260 kN (26 t) (57,320 lbs)  
 Outrigger options ..... 4-point outriggers, 2-point outriggers and support blade.

**Brakes**

Service brake ..... Hydraulic single-circuit braking system acting on all four wheel pairs.  
 Parking brake ..... Hydraulic disc brake on transmission

**Tires**

Twin tires ..... 9.00 – 20 Solid rubber, elastic tires.

**Hydraulic system**

Single circuit hydraulic system with load-sensing function and torque control valve for torque-controlled swing drive – independent from other consumers.  
 Pump capacity ..... 290 l/min (77 US gal./min)(at 2,000 rpm)  
 Max. operating pressure ..... 360 bar (5220 psi)  
 Hydraulic oil tank ..... 275 l (72.6 US gal)  
 Separate oil radiator with large cooling surface.  
 Hydraulic oil filter ..... Filter element incorporated in oil tank.

**Cab**

Cab ..... Ergonomically shaped driver's cab with functional design and good all-round visibility; infinitely variable, hydraulically height-adjustable cab with max. eye level of 4.8 m (15'9").  
 Driver's seat ..... Mechanically cushioned comfort seat with safety belt, multi-adjustable to suit any driver.  
 Heating ..... infinitely variable hotwater heating with 3-speed fan.  
 Option ..... Air-cushioned comfort seat with integrated headrest, air conditioning.

**Swing system**

Ring gear ..... internally toothed ring gear  
 Drive ..... 2-stage planetary gear with integrated multi-disc brake.  
 Uppercarriage swing speed ..... 0-8 rpm

**Option: Reversible fan**

Reversible intake direction: engine fan for 20 seconds; oil radiator for 15 seconds; pre-selection through rotary switch; advantage: longer machine operating time within dusty environments.

**Grab**

Cactus grab with cast central case and enclosed swing drive. Grab jaws with wear-resistant grab liners and tips.

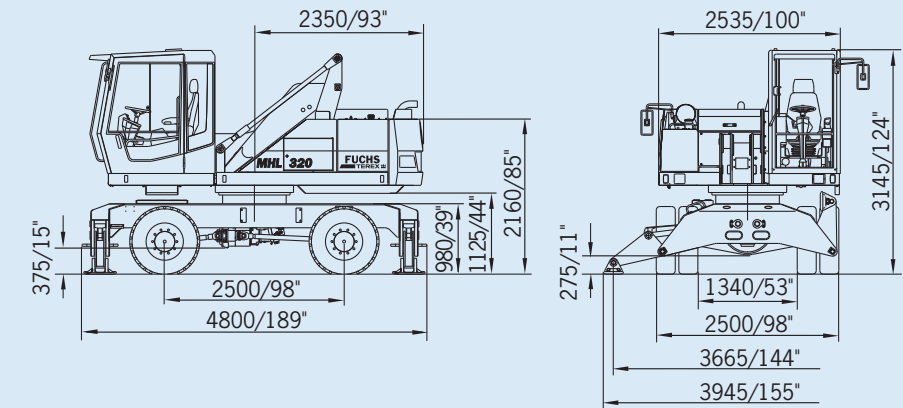
**Safety equipment**

Required when machine is used for crane operations according to EN 474-5. Protection of cab ensured by work equipment operating range limit.

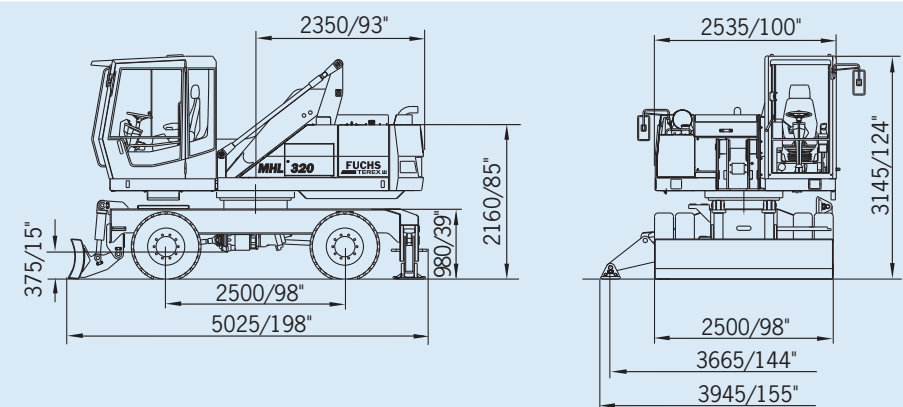
**Homologation**

The machine has CE-approval (confirmed by German Civil Engineering Trade Association) and complies with European harmonized standards and draft standards.  
 Sound power level (guaranteed) ..... LW(A)= 102 dB (A)  
 Sound pressure level ..... LP(A)= 75 dB (A)  
 (Measurement method RL 2000/14/EG )

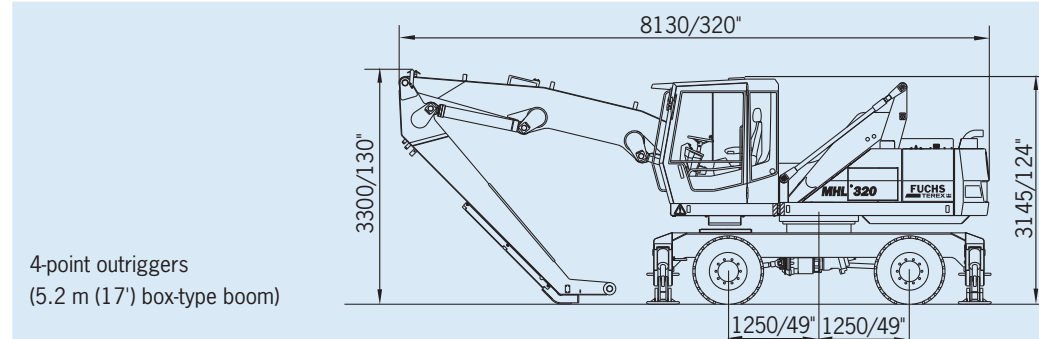
Dimensions with 4-point outriggers



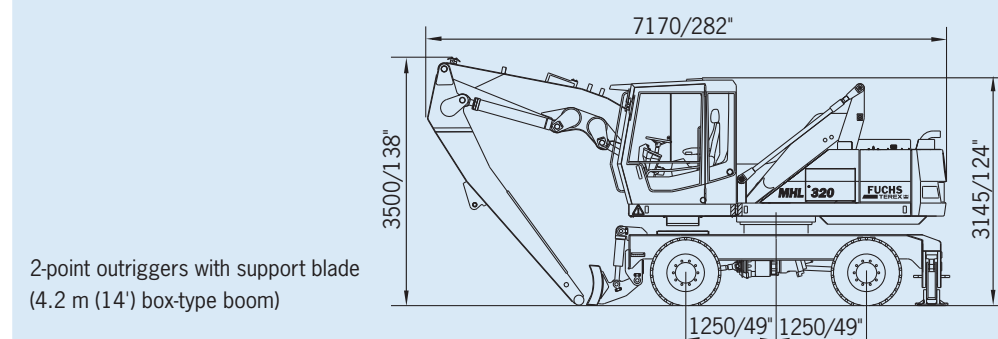
Dimensions with 2-point outriggers and support blade (support blade on steering axle)



Transport dimensions on a flat-bed trailer



4-point outriggers  
(5.2 m (17') box-type boom)



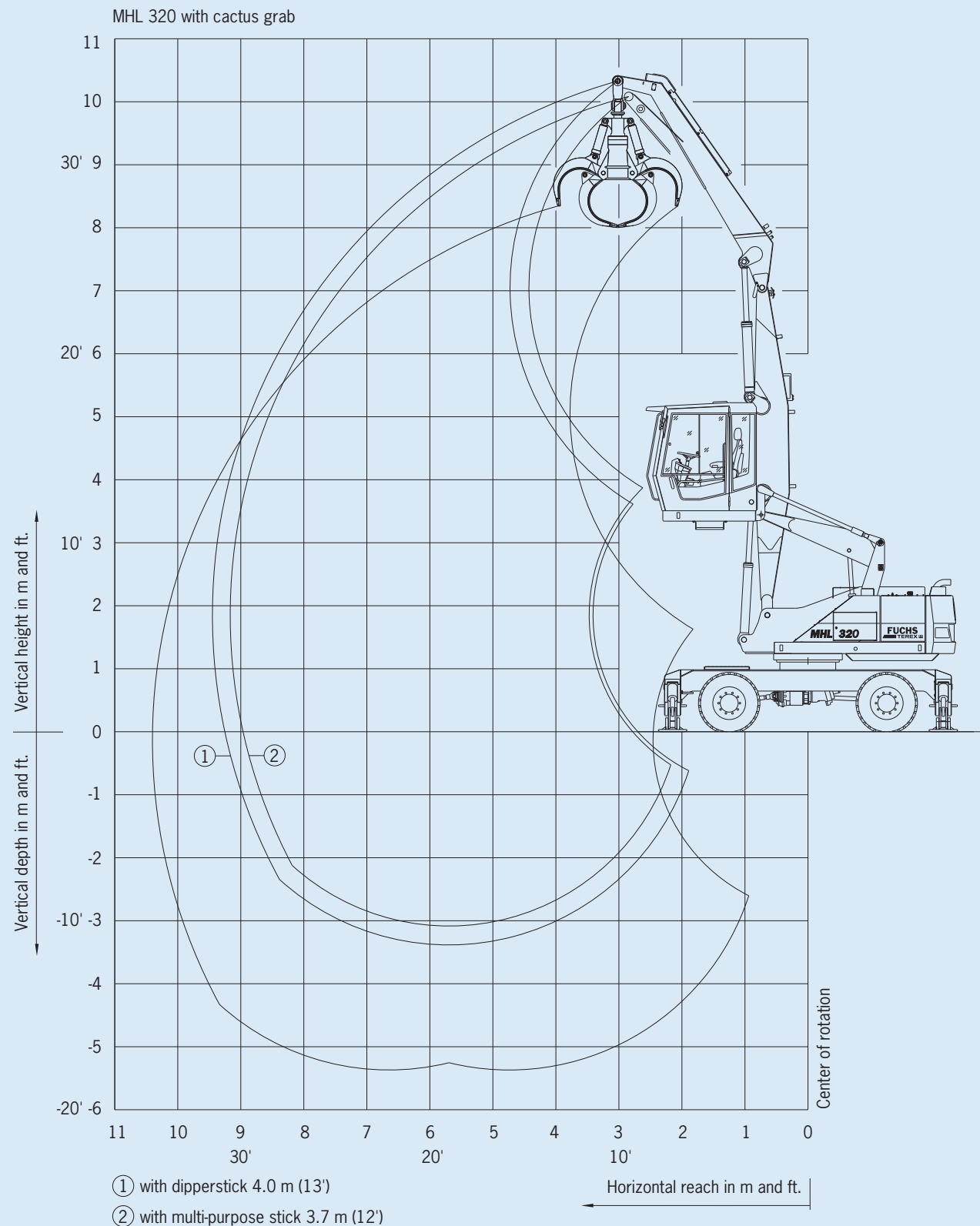
2-point outriggers with support blade  
(4.2 m (14') box-type boom)

Operating weights:  
 Undercarriage with 4-point outriggers, loader installation and 0.4 m³ (0.52 cu.yd.) cactus grab ..... 19 t (41,900 lbs)

Undercarriage with 2-point outriggers, support blade, loader installation and 0.4 m³ (0.52 cu.yd.) cactus grab ..... 19 t (41,900 lbs)

Work equipment: 5.2 m (17') box-type boom, 4.0 m (13') dipperstick or 3.7 m (12') multi-purpose stick, 9.5 m (31') reach

Work equipment: 5.2 m (17') box-type boom, 4.0 m (13') dipperstick or 3.7 m (12') multi-purpose stick, 9.5 m (31') reach



Height in m	Undercarriage outriggers	Reach in m				
		3	4.5	6	7.5	9
9	non-supported		(6.4*)			
	4-pt. supported		6.4* (6.4*)			
	2-pt. blade-supported		6.4* (6.4*)			
7.5	non-supported		(6.3*)	(4.2)		
	4-pt. supported		6.3* (6.3*)	5.1* (5.1*)		
	2-pt. blade-supported		6.3* (6.3*)	5.1* (5.1*)		
6	non-supported		(6.3*)	(4.1)	(3.0)	
	4-pt. supported		6.3* (6.3*)	5.1* (5.1*)	4.5* (4.5*)	
	2-pt. blade-supported		6.3* (6.3*)	5.1* (5.1*)	3.7 (4.5*)	
4.5	non-supported		(6.3)	(4.0)	(2.9)	(2.2)
	4-pt. supported		6.7* (6.7*)	5.4* (5.4*)	4.5* (4.5*)	3.4 (3.7*)
	2-pt. blade-supported		6.7* (6.7*)	5.2 (5.4*)	3.7 (4.5*)	2.8 (3.7*)
3	non-supported		(6.0)	(3.9)	(2.8)	(2.2)
	4-pt. supported		7.7* (7.7*)	5.8* (5.8*)	4.5 (4.6*)	3.4 (3.7*)
	2-pt. blade-supported		7.7* (7.7*)	5.0 (5.8*)	3.6 (4.6*)	2.8 (3.7*)
1.5	non-supported		(5.6)	(3.7)	(2.7)	(2.1)
	4-pt. supported		8.5* (8.5*)	6.0* (6.0*)	4.4 (4.6*)	3.4 (3.5*)
	2-pt. blade-supported		7.4* (8.5*)	4.9 (6.0*)	3.5 (4.6*)	2.7 (3.5*)
0	non-supported		(5.3)	(3.6)	(2.7)	(2.1)
	4-pt. supported		8.2* (8.2*)	5.8* (5.8*)	4.3* (4.3*)	3.1* (3.1*)
	2-pt. blade-supported		7.2 (8.2*)	4.7 (5.8*)	3.5 (4.3*)	2.7 (3.1*)
-1.5	non-supported		(5.2)	(3.5)	(2.6)	
	4-pt. supported		6.9* (6.9*)	5.0* (5.0*)	3.6* (3.6*)	
	2-pt. blade-supported		6.9* (6.9*)	4.7 (5.0*)	3.4 (3.6*)	
-3	non-supported		(4.6*)			
	4-pt. supported		5.6* (5.6*)	3.4* (3.4*)		
	2-pt. blade-supported		5.6* (5.6*)	3.4* (3.4*)		

Height ft./lbs	Undercarriage outriggers	Reach in ft. and lbs				
		10	15	20	25	30
30	non-supported		(14,110*)			
	4-pt. supported		14,110* (14,110*)			
	2-pt. blade-supported		14,110* (14,110*)			
25	non-supported		(13,890*)	(9,260)		
	4-pt. supported		13,890* (13,890*)	11,240* (11,240*)		
	2-pt. blade-supported		13,890* (13,890*)	11,240* (11,240*)		
20	non-supported		(13,890*)	(9,040)	(6,600)	
	4-pt. supported		13,890* (13,890*)	11,240 (11,240*)	9,900* (9,900)	
	2-pt. blade-supported		13,890* (13,890*)	11,240* (11,240*)	8,150 (9,900*)	
15	non-supported		(13,890)	(8,820)	(6,400)	(4,850)
	4-pt. supported		14,770* (14,770*)	11,910* (11,910*)	9,920* (9,920*)	7,500 (8,157*)
	2-pt. blade-supported		14,770* (14,770*)	11,460 (11,910*)	8,160 (9,920*)	6,170 (8,157*)
10	non-supported		(13,230)	(8,600)	(6,170)	(4,850)
	4-pt. supported		16,980* (16,980*)	12,790* (12,790*)	9,920 (10,140*)	7,500 (8,157*)
	2-pt. blade-supported		16,980* (16,980*)	11,020 (12,790*)	7,930 (10,140*)	6,170 (8,157*)
5	non-supported		(12,350)	(8,160)	(5,950)	(4,630)
	4-pt. supported		18,740* (18,740*)	13,230* (13,230*)	9,700 (10,140*)	7,500 (7,710*)
	2-pt. blade-supported		16,310* (18,740*)	10,800 (13,230*)	7,700 (10,140*)	5,950 (7,710*)
0	non-supported		(11,690)	(7,900)	(5,950)	(4,630)
	4-pt. supported		18,080* (18,080*)	12,790* (12,790*)	9,480* (9,480*)	6,830* (6,830*)
	2-pt. blade-supported		15,870 (18,080*)	10,360 (12,790*)	7,710 (9,480*)	5,950 (6,830*)
-5	non-supported		(11,460)	(7,700)	(5,730)	
	4-pt. supported		15,210* (15,210*)	11,020* (11,020*)	7,930* (7,930)	
	2-pt. blade-supported		15,210* (15,210*)	10,360 (11,020*)	7,500 (7,930*)	
-10	non-supported		(10,140*)	(7,500)		
	4-pt. supported		12,340* (12,340*)	7,500* (7,500*)		
	2-pt. blade-supported		12,340* (12,340*)	7,500* (7,500*)		

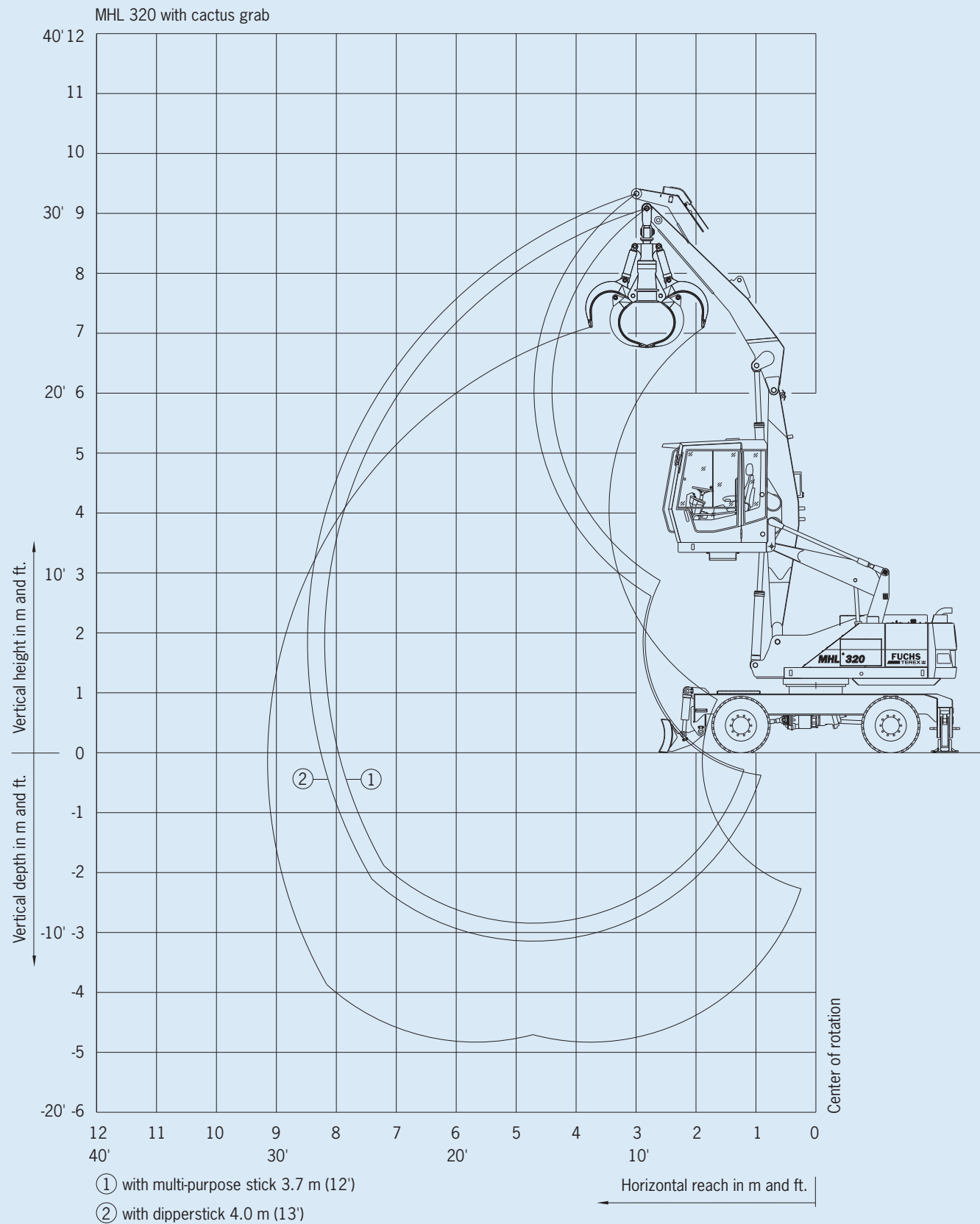
only reachable with dipperstick  
 only reachable with multi-purpose stick

The values are stated in tons (t) or lbs. The pump pressure for this table is 360 bar/5220 psi. The values amount to 75 % of the static tipping load or 87 % of the hydraulic lifting force, in accordance with ISO 10567 (marked\*).  
 When the machine is standing on solid and level ground, these values apply to slewing operations through 360°. The values in brackets apply in the lengthwise direction of the undercarriage. The values specified "outriggers up" only apply when the load is hoisted above the front or rear axle.

▶ The weight of the attached load hoisting implement (grab, magnet, load hook, linkage, bucket cylinder, etc.) must be deducted from the carrying capacity values. The weight for the linkage and bucket cylinder is 200 kg (440 lb).

In accordance with EC guidelines, hose-rupture safety valves on the lift cylinders and an overload warning device are required for crane operations.

Work equipment: 4.2 m (14') box-type boom, 3.7 m (12') multi-purpose stick or 4.0 m (13') dipperstick, 8.2 m (27') reach



Work equipment: 4.2 m (14') box-type boom, 3.7 m (12') multi-purpose stick or 4.0 m (13') dipperstick, 8.2 m (27') reach

Height in m	Undercarriage outriggers	Reach in m				
		3	4.5	6	7.5	9
9	non-supported					
	4-pt. supported					
	2-pt. blade-supported					
7.5	non-supported		(6.2*)	(4.1)		
	4-pt. supported		6.2* (6.2*)	4.5* (4.5*)		
	2-pt. blade-supported		6.2* (6.2*)	4.5* (4.5*)		
6	non-supported		(6.2*)	(4.1)		
	4-pt. supported		6.2* (6.2*)	5.4* (5.4*)		
	2-pt. blade-supported		6.2* (6.2*)	5.4* (5.4*)		
4.5	non-supported		(6.2*)	(4.1)	(2.9)	
	4-pt. supported		6.2* (6.2*)	5.5* (5.5*)	4.6 (4.8*)	
	2-pt. blade-supported		6.2* (6.2*)	5.4 (5.5*)	3.7 (4.8*)	
3	non-supported	(9.2*)	(6.2)	(4.0)	(2.9)	
	4-pt. supported	9.2* (9.2*)	7.2* (7.2*)	5.8* (5.8*)	4.5 (4.8*)	
	2-pt. blade-supported	9.2* (9.2*)	7.2* (7.2*)	5.2 (5.8*)	3.7 (4.8*)	
1.5	non-supported	(11.0)	(5.9)	(3.9)	(2.8)	
	4-pt. supported	13.5* (13.5*)	8.4* (8.4*)	6.2* (6.2*)	4.5 (4.7*)	
	2-pt. blade-supported	13.5* (13.5*)	7.8 (8.4*)	5.0 (6.2*)	3.6 (4.7*)	
0	non-supported	(5.0)	(5.6)	(3.8)	(2.8)	
	4-pt. supported	8.5* (8.5*)	8.7* (8.7*)	6.1* (6.1*)	4.4* (4.4*)	
	2-pt. blade-supported	8.5* (8.5*)	7.5 (8.7*)	4.9 (6.1*)	3.6 (4.4*)	
-1.5	non-supported	(8.0*)	(5.5)	(3.7)	(2.8)	
	4-pt. supported	8.0* (8.0*)	7.6* (7.6*)	5.2* (5.2*)	3.2* (3.2*)	
	2-pt. blade-supported	8.0* (8.0*)	7.4* (7.6*)	4.9 (5.2*)	3.2* (3.2*)	
-3	non-supported		(4.8*)			
	4-pt. supported		4.8* (4.8*)			
	2-pt. blade-supported		4.8* (4.8*)			

Height ft./lbs	Undercarriage outriggers	Reach in ft. and lbs				
		10	15	20	25	30
30	non-supported					
	4-pt. supported					
	2-pt. blade-supported					
25	non-supported		(13,670*)	(9,000)		
	4-pt. supported		13,670* (13,670*)	9,920* (9,920*)		
	2-pt. blade-supported		13,670* (13,670*)	9,920* (9,920*)		
20	non-supported		(13,670*)	(9,000)		
	4-pt. supported		13,670* (13,670*)	11,900* (11,905*)		
	2-pt. blade-supported		13,670* (13,670*)	11,900* (11,905*)		
15	non-supported		(13,670*)	(9,000)	(6,400)	
	4-pt. supported		13,670* (13,670*)	12,120* (12,125*)	10,140 (10,580*)	
	2-pt. blade-supported		13,670* (13,670*)	11,900 (12,125*)	8,160 (10,580*)	
10	non-supported	(20,280*)	(13,670)	(8,820)	(6,400)	
	4-pt. supported	20,280* (20,280*)	15,870* (15,870*)	12,790* (12,787*)	9,920 (10,580*)	
	2-pt. blade-supported	20,280* (20,280*)	15,870* (15,870*)	11,470 (12,787*)	8,160 (10,580*)	
5	non-supported	(24,250)	(13,000)	(8,600)	(6,170)	
	4-pt. supported	29,760* (29,760*)	18,520* (18,520*)	13,670* (13,670*)	9,920 (10,360*)	
	2-pt. blade-supported	29,760* (29,760*)	17,200* (18,520*)	11,000 (13,670*)	7,940 (10,360*)	
0	non-supported	(11,000)	(12,350)	(8,380)	(6,170)	
	4-pt. supported	18,740* (18,740*)	19,200* (19,200*)	13,450* (13,450*)	9,700* (9,700*)	
	2-pt. blade-supported	18,740* (18,740*)	16,535 (19,180*)	10,800 (13,450*)	7,940 (9,700*)	
-5	non-supported	(17,640*)	(12,125)	(8,160)	(6,170)	
	4-pt. supported	17,640* (17,640*)	16,755* (16,755*)	11,460* (11,470*)	7,050* (7,050*)	
	2-pt. blade-supported	17,640* (17,640*)	16,314* (16,755*)	10,800 (11,470*)	7,050* (7,050*)	
-10	non-supported		(10,582*)			
	4-pt. supported		10,582* (17,196*)			
	2-pt. blade-supported		10,582* (10,582*)			

only reachable with multi-purpose stick  
 only reachable with dipperstick

The values are stated in tons (t) or lbs. The pump pressure for this table is 360 bar/5220 psi. The values amount to 75 % of the static tipping load or 87 % of the hydraulic lifting force, in accordance with ISO 10567 (marked\*).  
 When the machine is standing on solid and level ground, these values apply to slewing operations through 360°. The values in brackets apply in the lengthwise direction of the undercarriage. The values specified "outriggers up" only apply when the load is hoisted above the front or rear axle.

▶ The weight of the attached load hoisting implement (grab, magnet, load hook, linkage, bucket cylinder, etc.) must be deducted from the carrying capacity values. The weight for the linkage and bucket cylinder is 200 kg (440 lb).

In accordance with EC guidelines, hose-rupture safety valves on the lift cylinders and an overload warning device are required for crane operations.